

Greening Financial Decision Making – Financing the Green Transition

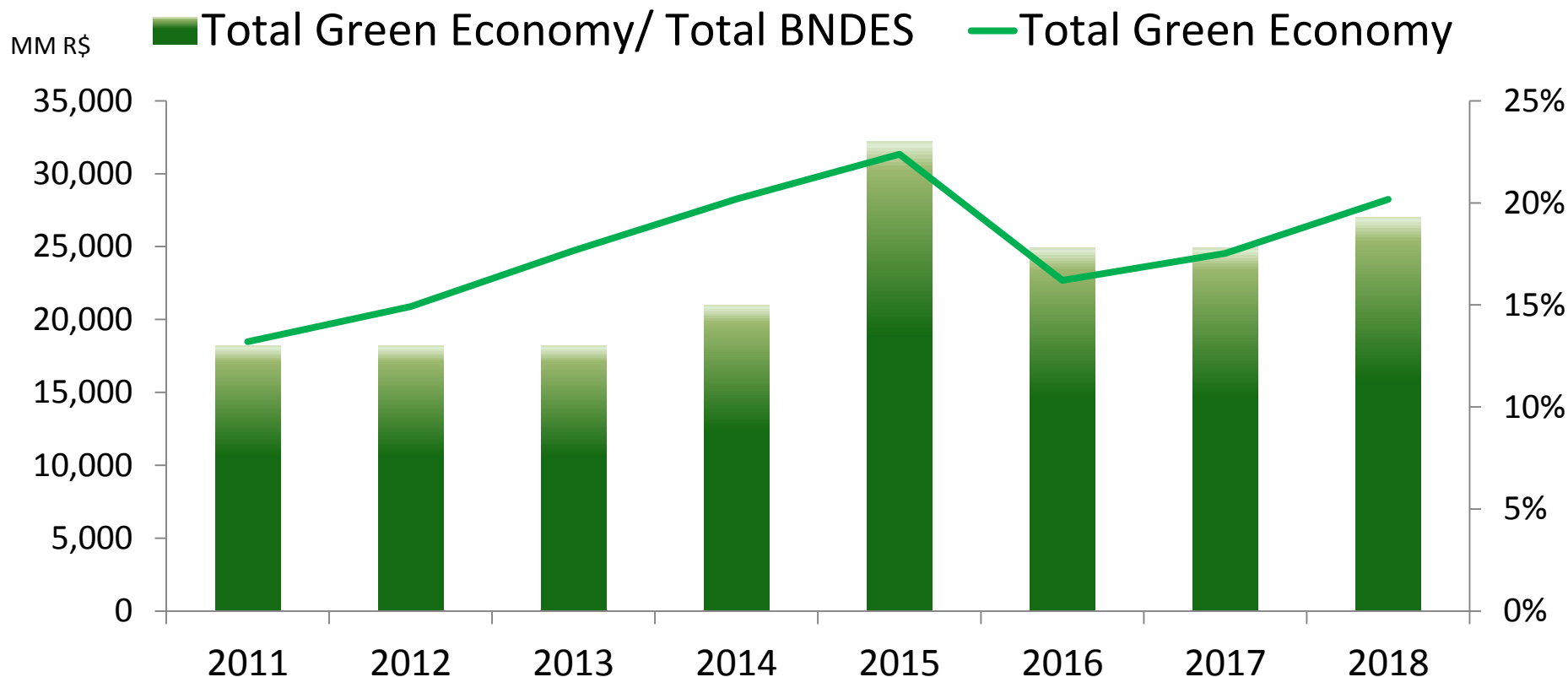
April 2016

I. Green Portfolio

II. Brazilian INDC

III. Challenges for the Future

Green Portfolio - Disbursements



Urban Mobility: R\$ 900 millions in 2011 and R\$ 8,9 billions* in 2015

Low Carbon Agriculture: BNDES and Banco do Brasil approved R\$ 4 billions in the last two years

*2011 – US\$ 1 = R\$ 1,68 / 2015 – US\$ 1 = R\$ 3,37

Brazilian INDC – 37% below 2005 levels in 2025

Renewable Energy



Share of 66% from hydro in power generation, and 23% from other renewables (wind, solar and biomass);

Restoring and ICLFS



Restoring and reforesting of 12 millions hectares

Restoring de 15 millions hectares of degraded pasturelands

Enhancing 5 millions hectares of integrated cropland-livestock-forestry systems

Zero Illegal Deforestation



Biofuels

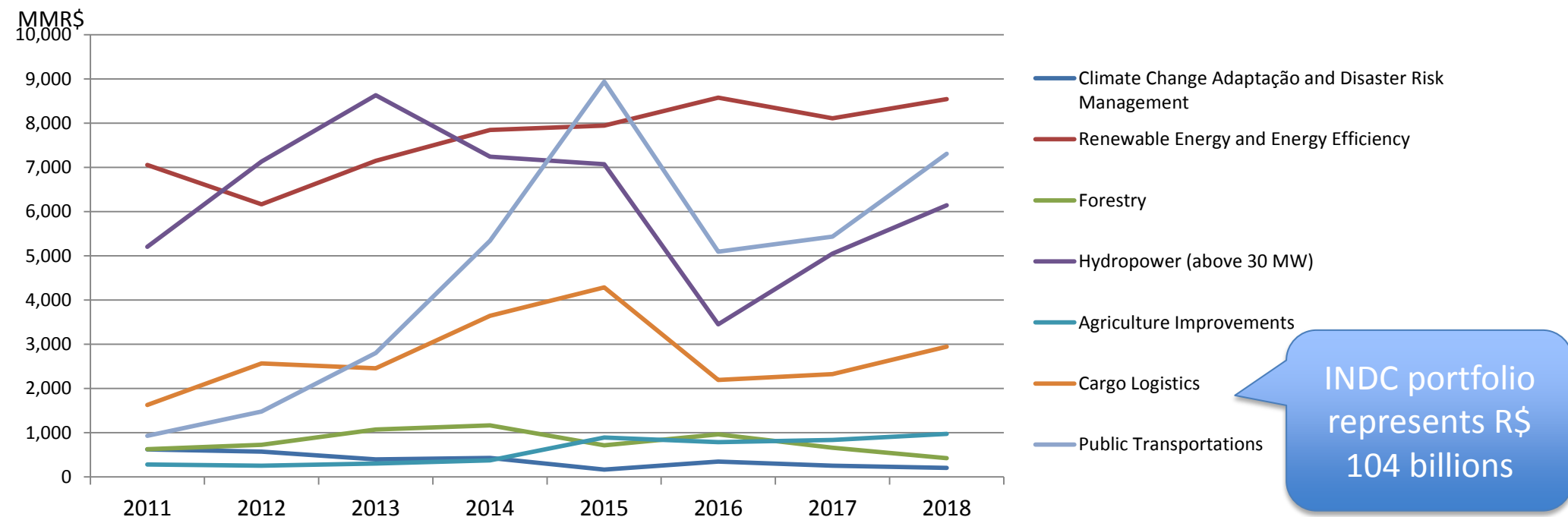
Share of 18% from ethanol and other biofuels in the energy matrix

In the transportation sector, further promote efficiency measures, and improve infrastructure for transport and public transportation in urban areas.

INDC Related Disbursements



Green Economy Classification	Disbursements					Disbursements Forecast		
	2011	2012	2013	2014	2015	2016	2017	2018
Climate Change Adaptação and Disaster Risk Management	621	568	392	427	165	346	253	203
Renewable Energy and Energy Efficiency	7.054	6.160	7.149	7.845	7.942	8.576	8.107	8.540
Forestry	625	722	1.068	1.164	714	962	657	425
Hydropower (above 30 MW)	5.201	7.132	8.628	7.241	7.070	3.447	5.050	6.140
Agriculture Improvements	278	250	303	375	889	786	834	973
Cargo Logistics	1.627	2.564	2.453	3.639	4.282	2.194	2.326	2.946
Public Transportations	927	1.477	2.798	5.338	8.937	5.090	5.431	7.306
Total INDC Related	16.332	18.873	22.791	26.028	29.998	21.401	22.658	26.533





2009-2015= R\$ 1,23 billion in finance and 81 projects



FUNDO CLIMA

Portfolio of R\$ 300 millions leveraging R\$ 760 millions in investments. And more R\$ 200 millions for projects of solar energy generation

**ENVIRONMENTAL
FUND**

Funding from Countries, Foudations, International Funds, Private Sector and River Basin Committees for Ecological Restoration

Fundraising for Environmental Projects (2009-2015)



JBIC I
(USD 300 mi)

- Support of a **wind farms** with installed capacity of **30 MW each** and located in RN.
- **Biomass Projects (SP)**: Increase cogeneration capacity to **100 MW** and increase crushing capacity to **5.5 million tons per year**.
- **Biomass Projects (GO)** - Installation of new equipment in order to increase the crushing capacity to **6 million tons per year** and raise the cogeneration capacity to **130 MW**.

JBIC II
(USD 300 mi)

- RS - Implementation of **ten wind farms** with total installed capacity of **258 MW**, and the associated transmission line (wind power projects).
- BA - Implementation of **fifteen wind farms** with total installed capacity of **386,1 MW**, and the associated transmission line (wind power projects).

KfW
(USD 136 mi)

- Wind farm deployment with an installed capacity of **48 MW in PB, 18 MW in PI, 28 MW in RJ and 26 MW in CE** (wind power projects).

KfW
(USD 335 mi)

- RS - Implementation of **twelve wind farms** - in RS, CE and RN - with installed capacity of **327MW**.

KfW (USD 68 mi)

- Support to **four small hydro plants**.

NIB (USD 60 mi)

- Support to four **Wind farms**.

AFD
(EUR 165 mi)

- **Wind farm, energy efficiency and innovative projects**.

JBIC III
(USD 150 mi)

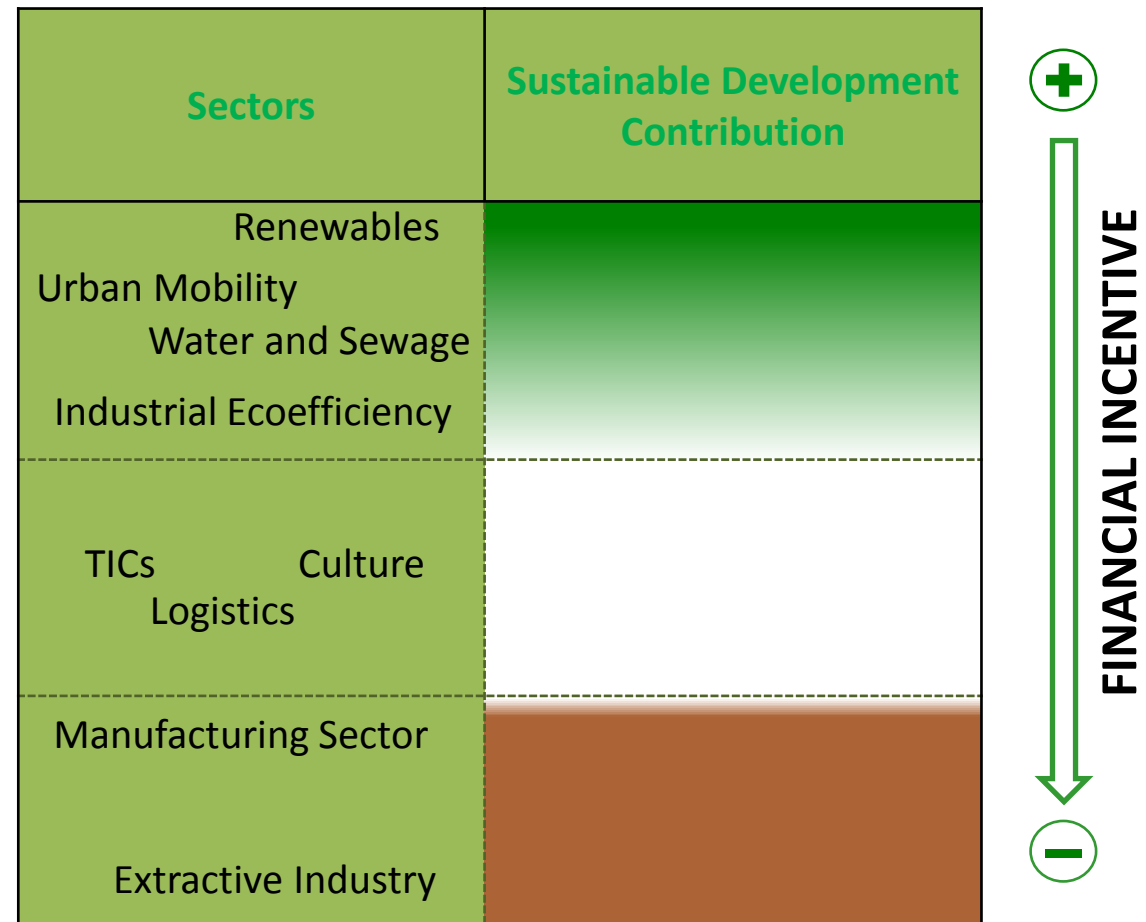
- Loan agreement signed in 2015 aiming at **supporting renewable energy projects**.

Challenge / Opportunity to insert climate change in our strategy

Ideas for Strategy

- Incentives for sustainable development according the benefits
- Target of allocation resources for climate projects
- Accountability of climate action
- Carbon footprint of supported projects
- Improve the leverage of private capital investment

New Operational Policy





BNDES

*The Brazilian
development bank*

Thank you